



## FEATURES

The PFL fixed louvre grille is designed for external mounting. It is made from impact resistant UV-stabilised PVC and incorporates flywire mesh to eliminate the entry of insects and debris.

Can be used for supply or exhaust applications and is available in 100, 125, 150 and 200mm spigot sizes.

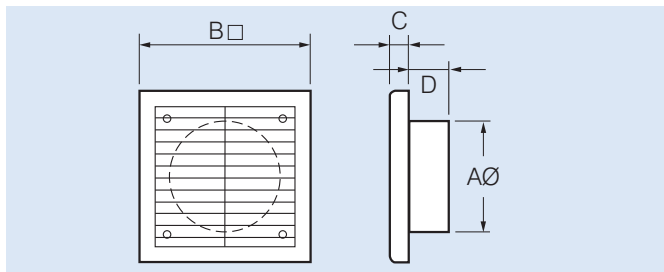
Suitable with a large range of wall/ceiling mounted and in-line fans.

Testing: Air flow tests based on ISO5801:2007.

## SPECIFICATIONS

The fixed louvre grille shall be of the PFL series as supplied by Fantech and be of the model number shown on the schedule/drawing. It shall be manufactured from injection moulded UV stabilised PVC and incorporate flywire mesh as standard.

## DIMENSIONS



Dimensions, mm

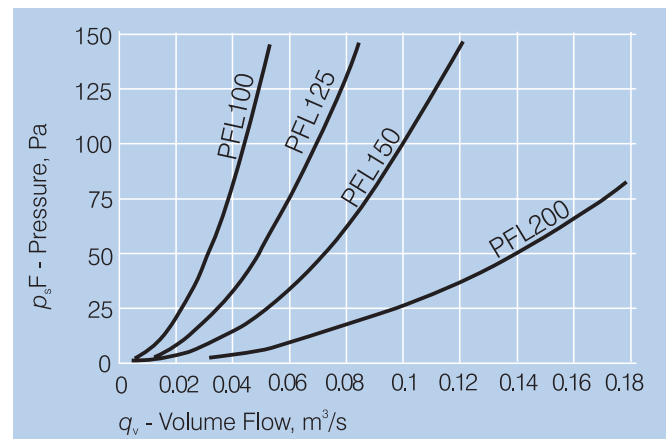
Model No	Duct			
	Dia. AØ	B	C	D
100	100	155	16	29
125	125	155	16	29
150	150	186	17	37
200	200	248	10	50

## SELECTION TABLE

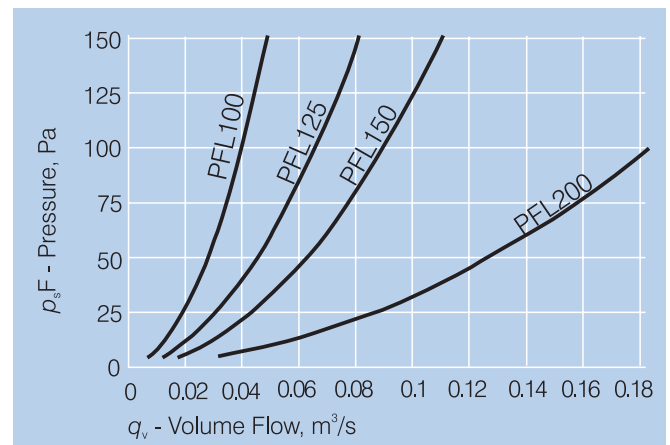
Wall Fan Model	VentMajor Model	Silent EcoWatt MixVent In-line Fan Model	ProVent In-line Fan Model	JetStream In-line Fan Model	PFL Louvre Grille
EDM-100C	VM-100L	TD-250/100...	RIL-100	-	PFL100
EDM-200C	VM-125L	TD-350/125...	RIL-125	-	PFL125
EDM-300C	VM-150L	TD-500/150...	RIL-150SW/RIL-150TSW	JCE152	PFL150
-	VM-200L	TD-800/200(N)...	RIL-200SW/RIL-200TSW	JCE202-3	PFL200

## PRESSURE LOSS GRAPH

### Exhaust Air



### Intake - Supply Air



## HOW TO ORDER

Select the louvre that suits the dimensions of the selected fan or wall opening dimensions.



Scan the QR Code to view more information online.

